


SKIMMER STD 2"



SCHIJNWERPER 300W



HALOGEEN SCHIJNWERPER 100W/150W



VERDEELDOOS




1104.01.10-11



1104.17-19



1104.01.20-21



WANDDOORVOER

EDELSTAAL PRODUCTEN - PIECES EN INOX

SKIMMER STD 2"

| Omschr. - Description | BETON | LINER | € |
|-------------------------------|------------|------------|----------------|
| Model STD - V4A 2" connection | 1111.01.33 | 1111.01.34 | 1.247 1.022 |

SCHIJNWERPER 300W - PROJECTEURS 300W

| Omschr. - Description | BETON | LINER | € |
|--------------------------------------|------------|------------|------------|
| 300W/12V - NICHE V4A stainless steel | 1111.01.01 | 1111.01.02 | 722 606 |
| 300W/12V - NICHE ABS | 1111.01.03 | 1111.01.04 | 533 426 |

HALOGEEN SCHIJNWERPER 100W/150W - PROJECTEURS HALOGENE 100W/150W

| Omschr. - Description | BETON | LINER | € |
|-----------------------|------------|------------|------------|
| 100W/12V | 1111.01.05 | 1111.01.07 | 561 491 |
| 150W/12V | 1111.01.06 | 1111.01.08 | 593 522 |

VERDEELDOOS - BOITE DE CONNECTION

| Omschr. - Description | REF. | € |
|-----------------------|------------|-----|
| Connection box V4A | 1111.01.09 | 176 |

BODEMPUT - PIECE DE FOND

| Omschr. - Description | BETON | LINER | € |
|--|------------|------------|-----|
| Bodemput - piece de fond 17cm - 2" - V4A | | 1111.01.11 | 396 |
| Bodemput - piece de fond 17cm - 2" - V4A | 1104.01.10 | | 306 |

INLATEN - BUSE DE REFOULEMENT

| Omschr. - Description | BETON | LINER | € |
|---------------------------------------|------------|------------|-----|
| Inlaat - buse de refoulement 2" - V4A | | 1111.01.19 | 285 |
| Inlaat - buse de refoulement 2" - V4A | 1104.01.17 | | 197 |

AANZUIG - PRISE BALAI

| Omschr. - Description | BETON | LINER | € |
|--------------------------------|------------|------------|-----|
| Aanzuig - prise balai 2" - V4A | | 1111.01.21 | 245 |
| Aanzuig - prise balai 2" - V4A | 1104.01.20 | | 149 |

WANDDOORVOER - TRAVERSEE DE PAROI

| Omschr. - Description | BETON | LINER | € |
|-----------------------|------------|------------|-----|
| 250mm - 2" V2A | | 1111.01.30 | 219 |
| 250mm - 2" V2A | 1104.01.23 | | 155 |



1




2



3



4



Betonverankering - Anchor dia.:43mm

HANDRAILING - TUBE EN ELEMENT

| Omschrijving - Description | Order nr. | € |
|--|------------|-----|
| Handrailing van 2m - Tube en élément de 2m | 1111.02.06 | 257 |
| Handrailing van 2m - Tube en élément de 2m | 1111.02.07 | 366 |
| Handrailing van 2m - Tube en élément de 2m | 1111.02.08 | 477 |

DOUCHE - DOUCHE SOLAIRE

| Omschrijving - Description | NR | Order nr. | € |
|-------------------------------------|----|------------|-----|
| Douche std | 1 | 1111.03.01 | 180 |
| Douche std plus | 2 | 1111.03.02 | 203 |
| Douche automatic | 3 | 1111.03.03 | 311 |
| Douche double automatic | 4 | 1111.03.04 | 438 |
| Douche delux 1 | 5 | 1111.03.05 | 811 |
| Douche delux 1 plus mixing | 6 | 1111.03.06 | 877 |
| Douche delux 2 | 7 | 1111.03.07 | 866 |
| Douche delux 2 plus mixing | 8 | 1111.03.08 | 933 |
| Betonverankering - Anchor dia.:43mm | 9 | 1111.03.09 | 47 |
| Betonverankering - Anchor dia.:63mm | 9 | 1111.03.10 | 47 |



5



6



7



8



TEGENSTROOMINSTALLATIES - NAGE A CONTRE COURANT

JET SWIM 1200 - 2,2KW

| Type | Order nr. | Price EURO |
|---|---------------|--------------|
| JET SWIM 1200 - FRONT PLATE | 1111.10.JET01 | 787 |
| JET SWIM 1200 - PUMP | 1111.10.JET02 | 2.963 |
| ASSEMBLY | | |
| 2,2KW | | |
| PANEL POOLS | 1111.10.JET03 | 393 |
| CONCRETE POOLS | 1111.10.JET04 | 393 |
| LINER POOLS | 1111.10.JET05 | 597 |
| Massage slang - Massage hose | 1111.11.17 | 0 |
| Massage slang met jet - Massage hose with water jet | 1111.11.18 | 0 |
| Massage nozzle with water jet | 1111.11.19 | 0 |

JET SWIM 2000 - 4KW

| Type | Order nr. | Price EURO |
|-----------------------------|---------------|--------------|
| JET SWIM 2000 - FRONT PLATE | 1111.11.JET01 | 1.950 |
| JET SWIM 2000 - PUMP | 1111.11.JET02 | 3.503 |
| ASSEMBLY | | |
| 4,0KW | | |
| PANEL POOLS | 1111.11.JET03 | 455 |
| CONCRETE POOLS | 1111.11.JET04 | 455 |
| LINER POOLS | 1111.11.JET05 | 740 |